



ROUTEX M

Industrial Cellular Router

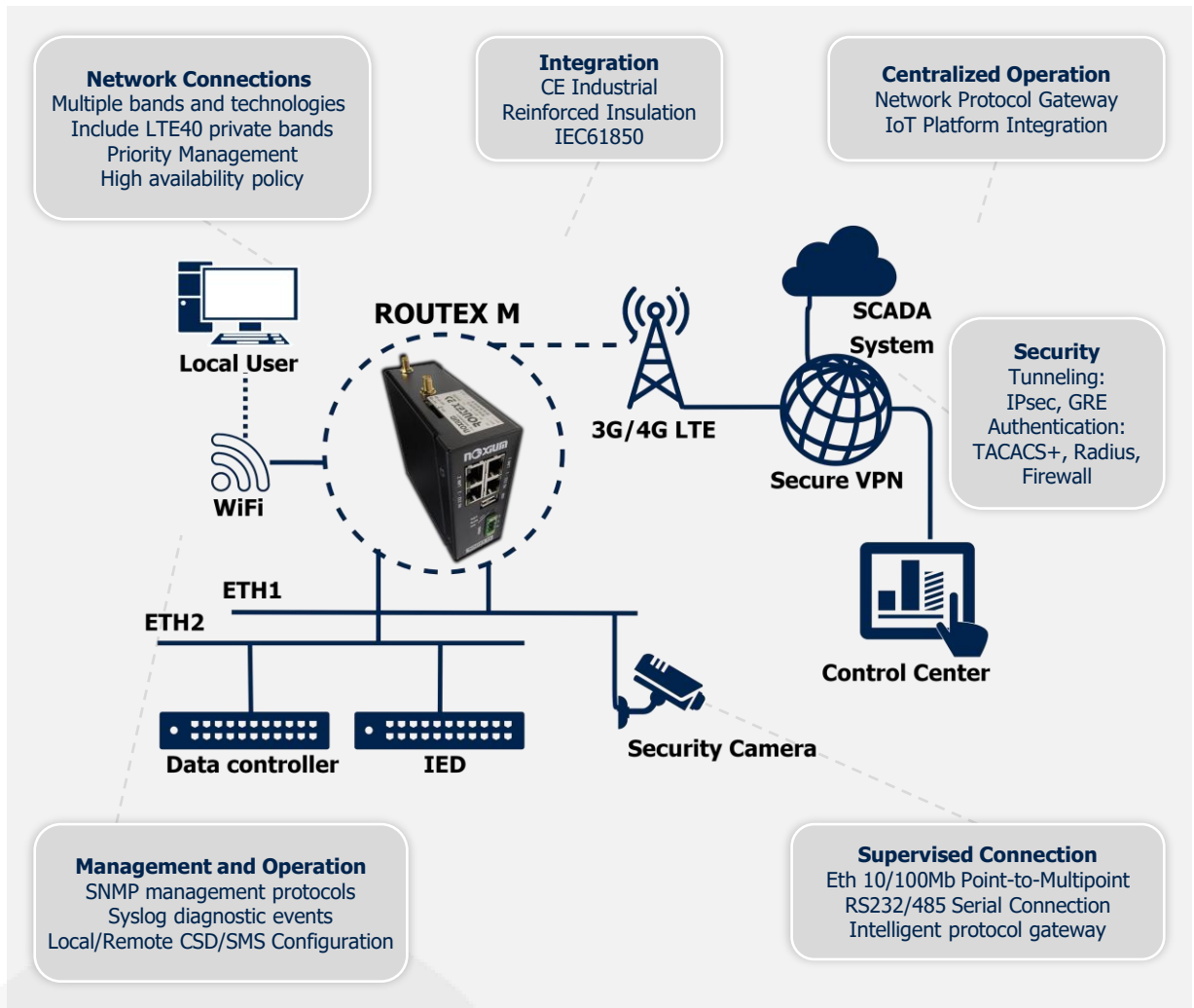
High reliability by integrating WAN data networks intelligent remote management devices



Main Features

- Wireless 2G/3G/4G connection
- SIM/APN redundancy
- LAN Wifi Optional
- Includes LTE Private Bands
- Firewall Security & Tunneling
- Remote Management
- Integrable in IoT Platforms
- Industrial Protocols Management
- Optional I/O
- Ethernet - RS232 Interface multipoints

Typical Application: Remote Data Collection Connectivity of Isolated Devices in WAN Networks


















Application Sectors

- Smart Metering
- Vending Management
- Smart Building
- Infrastructure Supervision
- Environmental Monitoring
- Smart City
- Industry 4.0



Benefits

- Simplicity of use
- High levels of availability
- Wide Deployment
- Reliability and Low Maintenance
- Flexible Connections
- Robust in Industrial Environments
- Level 3 Security Policy

	Connectivity 4G LTE / 3G / 2G Private LTE		Multiband Antennas 1 x SMA F 3G 1 x SMA F 4G		WiFi b/g/n (opt. in USB port)
	SO Linux. Access Configuration: - CLI, Web, SMS, SNMP, AT Console		SIM Card 1.8/3v or eSIM (MMF2)		GPS (opt. in USB port)
	RS232 & RS485 full/half dúplex 0,5Mb max ETH optional 100Mb		Status and Operation Indications with 8 LEDs		Metalic Enclosure: 120x110x45 mm Weight: 538 grs. IP 45
	Extended Range AC/DC Power: · 48-400Vdc · 75-265Vac		Firewall & Tunneling VPN, IPsec, GRE, NTP TACACS+, Radius		Carril DIN Accesories Reinforced Insulation CE Certified
	Battery or Supercap for Warnings and Alarms		DynDNS, HTTPS FTP, FTPS SSH		Operating Temperature Extended - 20° a 85°C HR 98% SC

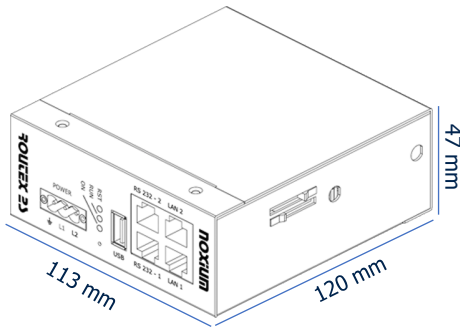
SUPPORTED NETWORK BANDS BY REGION

Model	LTE FDD	LTE TDD	WCMA/HSPA	GPRS/EDGE
Q4L (LATAM)	B1/B3/B4/B5/B7/B8/B28	B40	B1/B2/B4/B5/B8	B2/B3/B5/B8
Q4E (Europa y Asia)	B1/B3/B7/B8/B20/B28a	B38/B40/B41	B1/B5/B8	B3/B8
Q4G (Global)	B1/B2/B3/B4/B5/B7/B8/ B12/B13/B18/B19/B20/ B25/B26/B28	B38/B39/B40/B41	B1/B2/B4/B5/B6/ B8/B19	B2/B3/B5/B8

RADIO PERFORMANCE

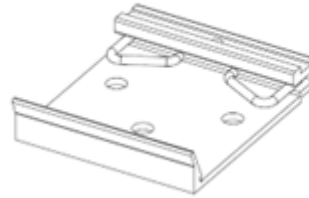
Feature	LTE FDD	LTE TDD	WCDMA/HSPA	GPRS/EDGE
Speeds	150 (DL)/ 50 (UL)	130 (DL)/ 30 (UL)	384 (DL)/ 384 (UL) 42 (DL)/ 5.76 (UL)	296 (DL)/ 236.8 (UL) 107 (DL)/ 85.6 (UL)
Powers	Max Output Power Class 3 (23dBm±2dB)	Class 3 (23dBm±2dB)	Max Output Power Class 3 (24dBm+1/- 3dB)	Max Output Power Class 4 (33dBm±2dB) Class 1 (30dBm±2dB)

Dimensions



DIN rail mounting with accessory

DETALLE ADAPTADOR A CARRIL DIN

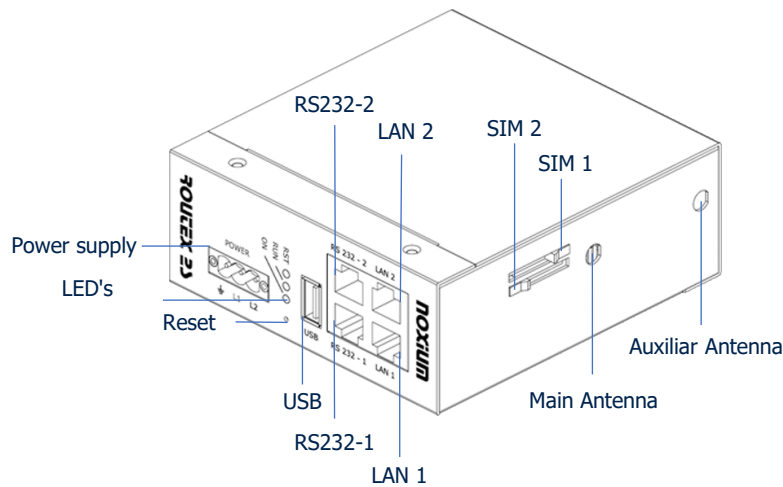


Material: Aluminio

Sujeción a carril : Muelle de presión

Sujeción a caja : Tornillos

Hardware Interfaces: Connections



ORDERING INFORMATION

Available options

Option	Power supply	Option	Accessories	Q4x+	Region
IPS	50-265 Vac/Vdc	RC	With accessories	E	Europe
CPS	9-36 Vdc	CB	RS232+485	L	Latam
XPS	18-72 Vdc	C1	RS232	A	USA
				G	Global

Active references in production:

ROUTEX M Q4L IPS CB RC

Industrial Router Model Routex M - 4G LTE Cat1 for LATAM, 2 Ethernet Ports 10/100/1000 Mbps, 2 RS232 Serial Port, Universal AC/DC Power Supply (50-265Vac/9-63Vdc), Dual SIM, Metal Enclosure, incorporates Telemetry/Telecontrol functions, 2 Digital Input, with accessories.

